

Luminaire

Code AQ00401
Name A.24GIUNTO X SOSP.SHARP DIR.4000K FL BCO

Measurement

Code FTS2300061
Name A.24GIUNTO X SOSP.SHARP DIR.4000K FL BCO

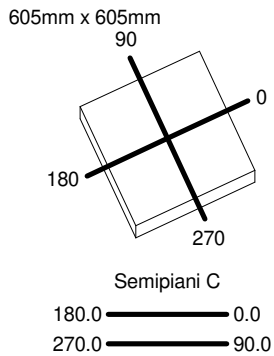
| | | | | | | | |
|----------------------------|--------|-------------------------|----------------|-----------------------------|----------------|-------------------------|--------------------|
| Luminaire Flux | 866 lm | Luminaire Power | 11.0 W | Efficacy | 78.736 lm/W | Efficiency | 100.00% |
| Source Flux | 866 lm | Maximum value | 2814.46 cd/klm | Position | C=20.00 G=1.00 | CG | Double Symmetrical |
| Rectangular Luminaire | | Length | 605 mm | Width | 605 mm | Height | 55 mm |
| Rectangular Luminous Area | | Length | 88 mm | Width | 22 mm | Height | 0 mm |
| Horizontal Luminous Area | | 0.001936 m ² | | Emitting area on Plane 180° | | 0.000000 m ² | |
| Emitting area on Plane 0° | | 0.000000 m ² | | Emitting area on Plane 270° | | 0.000000 m ² | |
| Emitting area on Plane 90° | | 0.000000 m ² | | Glare area at 76° | | 0.000468 m ² | |
| Coordinate system | | CG | | Symmetry Type | | Double Symmetrical | |
| Date | | 06-02-2023 | | Maximum Gamma Angle | | 180 | |
| Measurement Distance | | 0.00 | | Measurement Flux | | 866 lm | |

LED Flux=1064lm LED Power=9W Eff=81% EfcLed=116lm/W EfcLum=79lm/W CCT=4000K Ra=90 R9=50 SDCM=2 L70(6K)=272160h

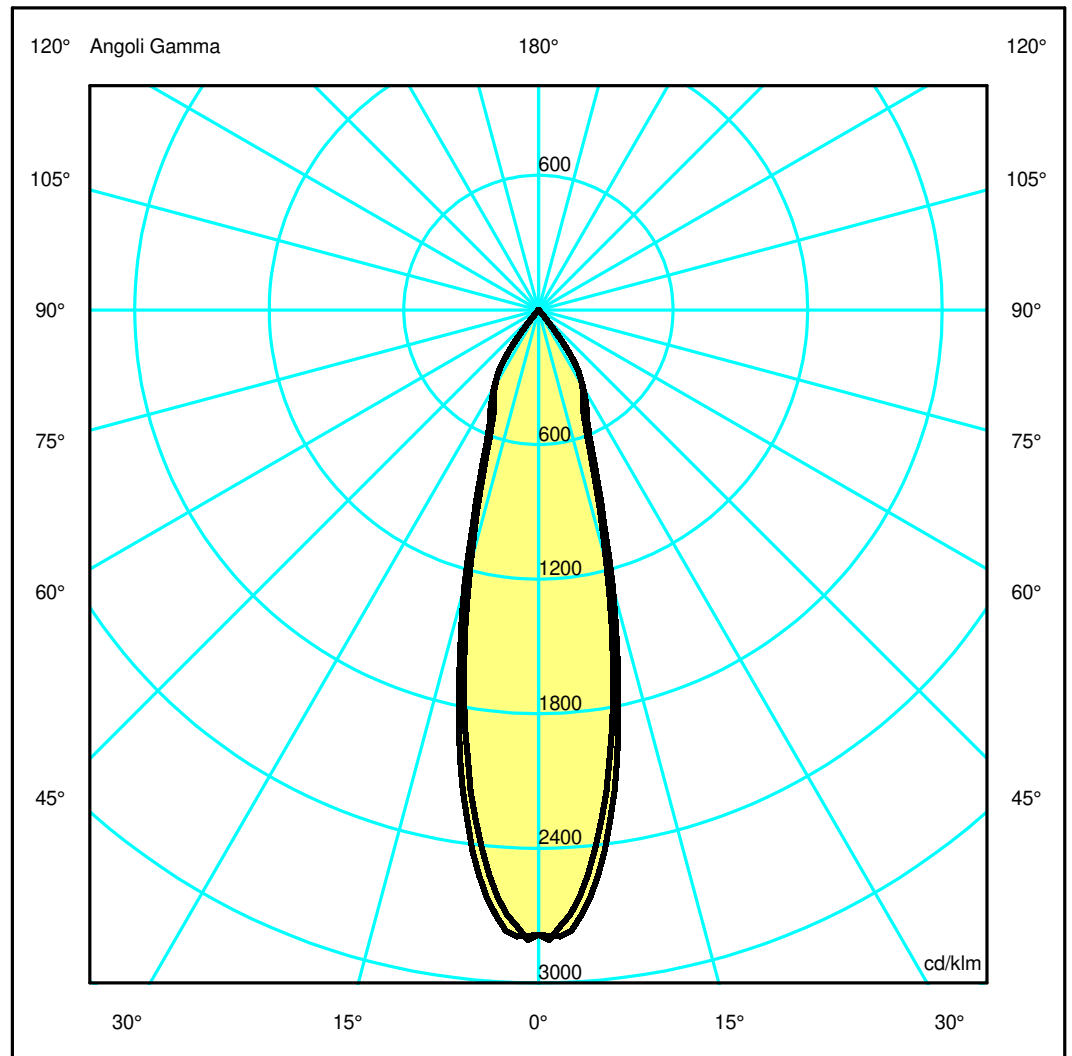
C.I.E. 98 100 100 100 100
F UTE --

D DIN 5040
B NBN

A60
BZ 1



ULOR 0.00 %
DLOR100.00 %
RN 0.00 %



Luminaire

Code AQ00401
Name A.24GIUNTO X SOSP.SHARP DIR.4000K FL BCO

Measurerm.

Code FTS2300061
Name A.24GIUNTO X SOSP.SHARP DIR.4000K FL BCO

| | | | | | | | |
|----------------------------|--------|-----------------|----------------|-----------------------------|----------------|--------------------|--------------------|
| Luminaire Flux | 866 lm | Luminaire Power | 11.0 W | Efficacy | 78.736 lm/W | Efficiency | 100.00% |
| Source Flux | 866 lm | Maximum value | 2814.46 cd/klm | Position | C=20.00 G=1.00 | CG | Double Symmetrical |
| Rectangular Luminaire | | Length | 605 mm | Width | 605 mm | Height | 55 mm |
| Rectangular Luminous Area | | Length | 88 mm | Width | 22 mm | Height | 0 mm |
| Horizontal Luminous Area | | 0.001936 m2 | | Emitting area on Plane 180° | | 0.000000 m2 | |
| Emitting area on Plane 0° | | 0.000000 m2 | | Emitting area on Plane 270° | | 0.000000 m2 | |
| Emitting area on Plane 90° | | 0.000000 m2 | | Glare area at 76° | | 0.000468 m2 | |
| Coordinate system | | CG | | Symmetry Type | | Double Symmetrical | |
| Date | | 06-02-2023 | | Maximum Gamma Angle | | 180 | |
| Measurement Distance | | 0.00 | | Measurement Flux | | 866 lm | |

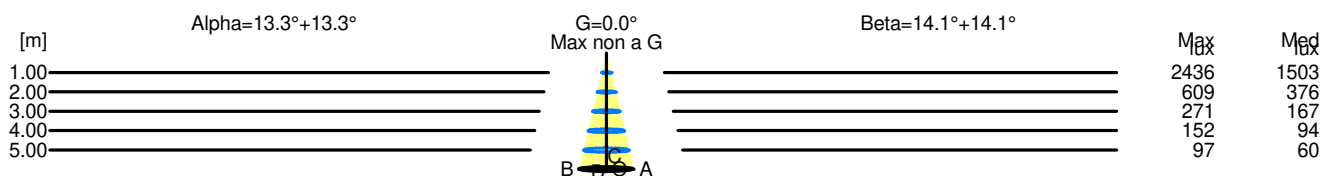
LED Flux=1064lm LED Power=9W Eff=81% EfcLed=116lm/W EfcLum=79lm/W CCT=4000K Ra=90 R9=50 SDCM=2 L70(6K)=272160h

| | | | | | | | |
|--------|----|-----|-----|-----|-----|------------|------|
| C.I.E. | 98 | 100 | 100 | 100 | 100 | D DIN 5040 | A60 |
| F UTE | -- | | | | | B NBN | BZ 1 |

Width at 50.00 % of Max Intensity

| H[m] | 1.00 | 2.00 | 3.00 | 4.00 | 5.00 | H[m] | 1.00 | 2.00 | 3.00 | 4.00 | 5.00 |
|------|------|------|------|------|------|------|------|------|------|------|------|
| OA | 0.24 | 0.47 | 0.71 | 0.95 | 1.18 | OC | 0.25 | 0.50 | 0.75 | 1.00 | 1.25 |
| OB | 0.24 | 0.47 | 0.71 | 0.95 | 1.18 | OD | 0.25 | 0.50 | 0.75 | 1.00 | 1.25 |

| | Luminous Intensities [cd/klm] | | | | | | | | | |
|----|--------------------------------|---------|---------|--------|--------|------|------|------|------|------|
| | 0 | 5 | 15 | 25 | 35 | 45 | 55 | 65 | 75 | 85 |
| OA | 2411.35 | 2188.92 | 1014.06 | 405.86 | 230.18 | 5.77 | 2.00 | 0.57 | 0.00 | 0.00 |
| OB | 2411.35 | 2188.92 | 1014.06 | 405.86 | 230.18 | 5.77 | 2.00 | 0.57 | 0.00 | 0.00 |
| OC | 2411.35 | 2278.59 | 1105.96 | 438.78 | 227.37 | 8.41 | 2.31 | 0.55 | 0.00 | 0.00 |
| OD | 2411.35 | 2278.59 | 1105.96 | 438.78 | 227.37 | 8.41 | 2.31 | 0.55 | 0.00 | 0.00 |



| H[m] | D[m] | Max lux | Med lux | Alpha=13.3°+13.3° | G=0.0 Max non a G |
|------|------|---------|---------|-------------------|----------------------|
| 1.00 | 0.47 | 2436 | 1503 | | |
| 2.00 | 0.95 | 609 | 376 | | |
| 3.00 | 1.42 | 271 | 167 | | |
| 4.00 | 1.89 | 152 | 94 | | |
| 5.00 | 2.37 | 97 | 60 | | |

| H[m] | D[m] | Max lux | Med lux | Beta=14.1°+14.1° | G=0.0 Max non a G |
|------|------|---------|---------|------------------|----------------------|
| 1.00 | 0.50 | 2436 | 1503 | | |
| 2.00 | 1.00 | 609 | 376 | | |
| 3.00 | 1.50 | 271 | 167 | | |
| 4.00 | 2.01 | 152 | 94 | | |
| 5.00 | 2.51 | 97 | 60 | | |