

Luminaire

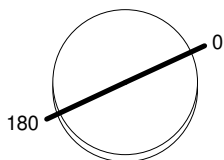
Code BQ81204+AP91400
 Name VECTOR 40 WALL SWITCH 927 FL BLK + ANTI DAZZLE LOUVRE

Measurement

Code FTS2300035
 Name VECTOR 40 WALL SWITCH 927 FL BLK + ANTI DAZZLE LOUVRE

Luminaire Flux	234 lm	Luminaire Power	8.5 W	Efficacy	27.556 lm/W	Efficiency	100.00%
Source Flux	234 lm	Maximum value	6075.95 cd/klm	Position	C=0.00 G=0.00	CG	Rotosymmetrical
Round Luminaire		Diam.	40 mm	Height	103 mm		
Round Luminous Area		Diam.	27 mm	Height	0 mm		
Horizontal Luminous Area			0.000573 m2	Emitting area on Plane 180°			0.000000 m2
Emitting area on Plane 0°			0.000000 m2	Emitting area on Plane 270°			0.000000 m2
Emitting area on Plane 90°			0.000000 m2	Glare area at 76°			0.000139 m2
Coordinate system		CG		Symmetry Type		Rotosymmetrical	
Date		08-11-2022		Maximum Gamma Angle		180	
Measurement Distance		0.00		Measurement Flux		234 lm	
LED Flux=660lm LED Power=6W Eff=35% EfcLed=107lm/W EfcLum=28lm/W CCT=2700K Ra=90 R9=50 SDCM=2 L70(6K)=50000h							
C.I.E.	99	100	100	100	D DIN 5040	A60	
F UTE	--				B NBN	BZ 1	

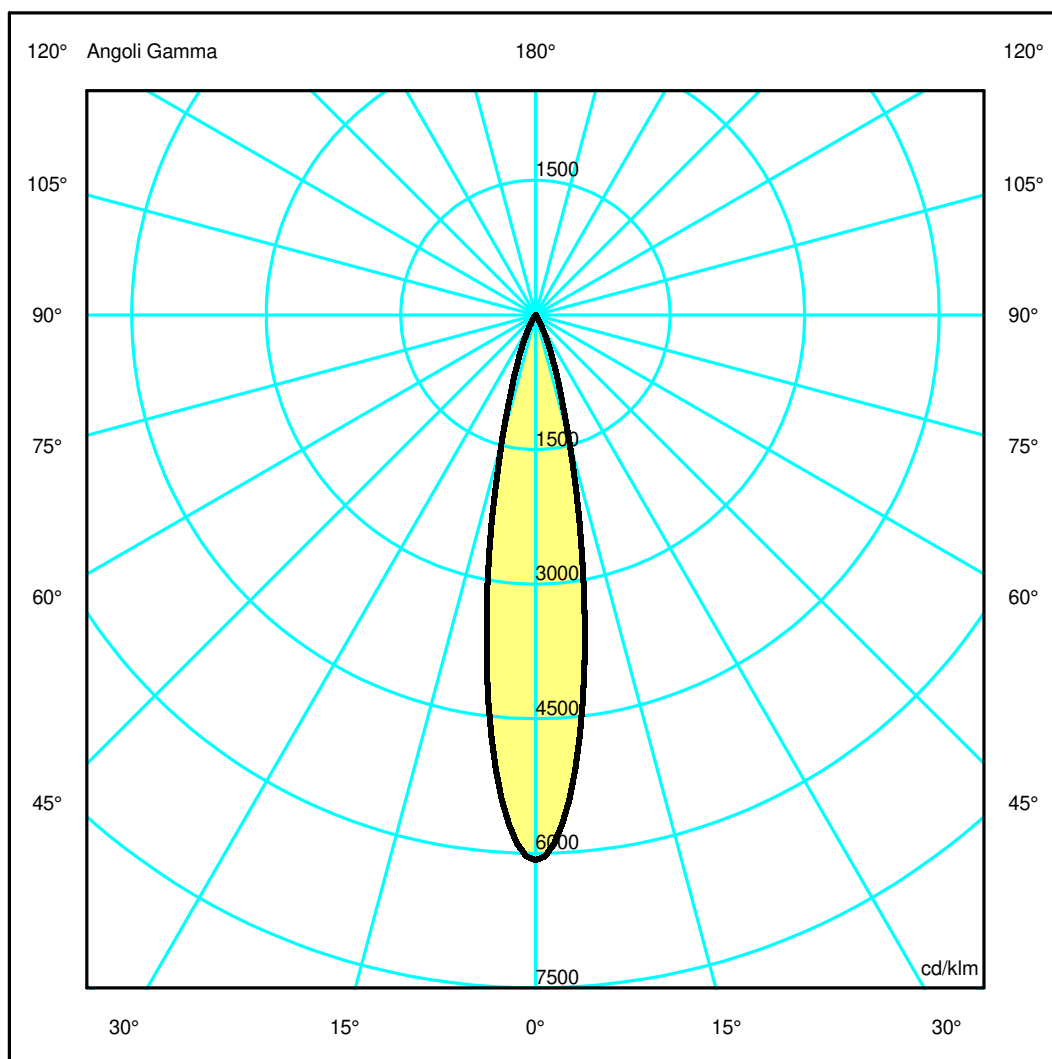
Diam=40mm



Semipiani C

180.0 ——— 0.0

ULOR 0.00 %
 DLOR 100.00 %
 RN 0.00 %



Luminaire

Code BQ81204+AP91400
Name VECTOR 40 WALL SWITCH 927 FL BLK + ANTI DAZZLE LOUVRE

Measurerm.

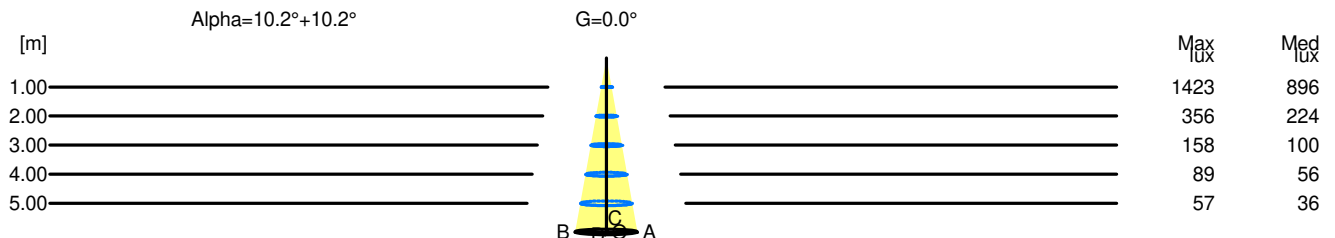
Code FTS2300035
Name VECTOR 40 WALL SWITCH 927 FL BLK + ANTI DAZZLE LOUVRE

Luminaire Flux	234 lm	Luminaire Power	8.5 W	Efficacy	27.556 lm/W	Efficiency	100.00%
Source Flux	234 lm	Maximum value	6075.95 cd/klm	Position	C=0.00 G=0.00	CG	Rotosymmetrical
Round Luminaire		Diam.	40 mm	Height	103 mm		
Round Luminous Area		Diam.	27 mm	Height	0 mm		
Horizontal Luminous Area		0.000573 m2		Emitting area on Plane 180°		0.000000 m2	
Emitting area on Plane 0°		0.000000 m2		Emitting area on Plane 270°		0.000000 m2	
Emitting area on Plane 90°		0.000000 m2		Glare area at 76°		0.000139 m2	
Coordinate system		CG		Symmetry Type		Rotosymmetrical	
Date		08-11-2022		Maximum Gamma Angle		180	
Measurement Distance		0.00		Measurement Flux		234 lm	
LED Flux=660lm LED Power=6W Eff=35% EfcLed=107lm/W EfcLum=28lm/W CCT=2700K Ra=90 R9=50 SDCM=2 L70(6K)=50000h							
C.I.E.	99	100	100	100	100	D DIN 5040	A60
F UTE	--					B NBN	BZ 1

Width at 50.00 % of Max Intensity

H[m]	1.00	2.00	3.00	4.00	5.00	H[m]	1.00	2.00	3.00	4.00	5.00
OA	0.18	0.36	0.54	0.72	0.90	OC	0.18	0.36	0.54	0.72	0.90
OB	0.18	0.36	0.54	0.72	0.90	OD	0.18	0.36	0.54	0.72	0.90

	Luminous Intensities [cd/klm]									
	0	5	15	25	35	45	55	65	75	85
OA	1423.17	1191.35	338.11	63.75	8.12	1.91	0.53	0.21	0.17	0.14
OB	1423.17	1191.35	338.11	63.75	8.12	1.91	0.53	0.21	0.17	0.14
OC	1423.17	1191.35	338.11	63.75	8.12	1.91	0.53	0.21	0.17	0.14
OD	1423.17	1191.35	338.11	63.75	8.12	1.91	0.53	0.21	0.17	0.14



H[m]	D[m]	Max lux	Med lux	Alpha=10.2°+10.2°	G=0.0
1.00	0.36	1423	896		
2.00	0.72	356	224		
3.00	1.08	158	100		
4.00	1.43	89	56		
5.00	1.79	57	36		