

Luminaire

Code 1213000A
Name ALPHABET OF LIGHT S CIRCOLARE 350

Measur.

Code FTS24216
Name ALPHABET OF LIGHT S CIRCOLARE 350

Luminaire Flux	20953 lm	Luminaire Power	156.0 W	Efficacy	134.314 lm/W	Efficiency	100.00%
Source Flux	20953 lm	Maximum value	163.34 cd/klm	Position	C=0.00 G=1.00	CG	Rotosymmetrical
Round Luminaire		Diam.	3500 mm	Height	50 mm		
Round Luminous Area		Diam.	295 mm	Height	50 mm		
Horizontal Luminous Area			0.068349 m2	Emitting area on Plane 180°			0.014750 m2
Emitting area on Plane 0°			0.014750 m2	Emitting area on Plane 270°			0.014750 m2
Emitting area on Plane 90°			0.014750 m2	Glare area at 76°			0.030847 m2
Coordinate system		CG		Symmetry Type			Rotosymmetrical
Date		05-06-2024		Maximum Gamma Angle			180
Measurement Distance		0.00		Measurement Flux			20953 lm

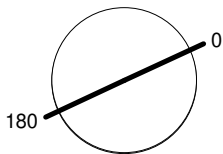
LED Flux=26496lm LED Power=141W Eff=79% EfcLed=188lm/W EfcLum=134lm/W CCT=3000K Ra=90 R9=50 SDCM=3 L70(10k)=60000h

C.I.E. 33 60 82 73 100
F UTE 0.73 H + 0.27 T

D DIN 5040
B NBN

B21
BZ 6

Diam=3500mm



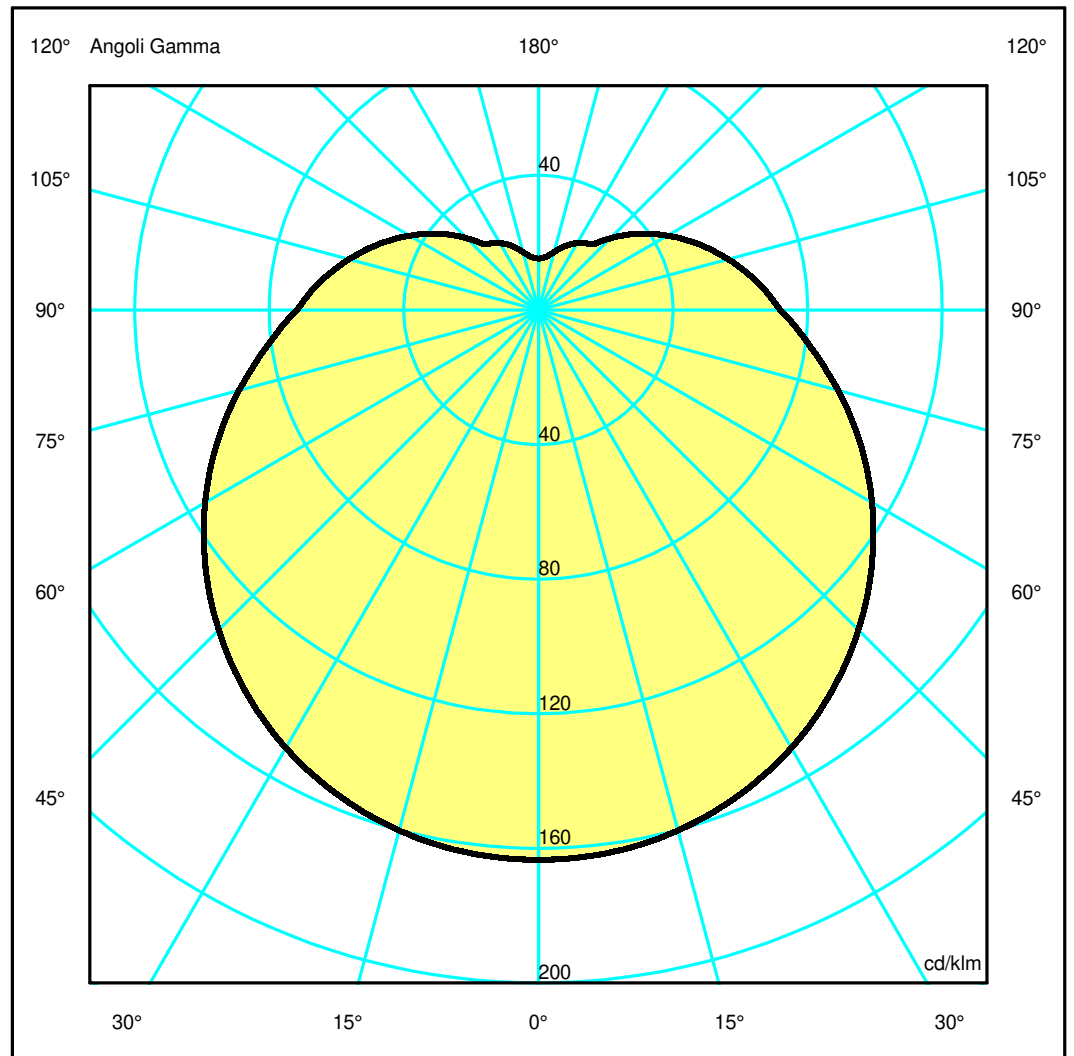
Semipiani C

180.0 ——— 0.0

ULOR 27.50 %

DLOR 72.50 %

RN 27.50 %



Luminaire

Code 1213000A
Name ALPHABET OF LIGHT S CIRCOLARE 350

Measurum.

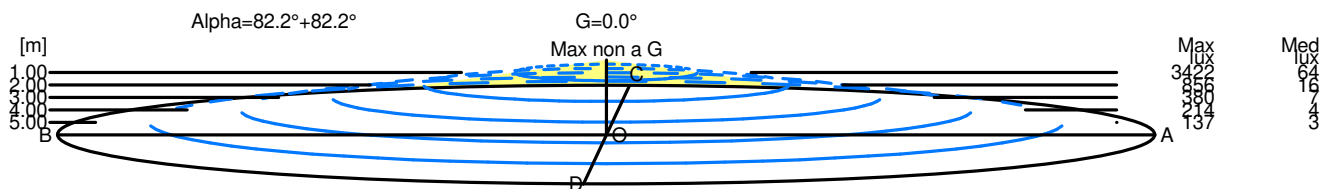
Code FTS24216
Name ALPHABET OF LIGHT S CIRCOLARE 350

Luminaire Flux	20953 lm	Luminaire Power	156.0 W	Efficacy	134.314 lm/W	Efficiency	100.00%
Source Flux	20953 lm	Maximum value	163.34 cd/klm	Position	C=0.00 G=1.00	CG	Rotosymmetrical
Round Luminaire		Diam.	3500 mm	Height	50 mm		
Round Luminous Area		Diam.	295 mm	Height	50 mm		
Horizontal Luminous Area			0.068349 m2	Emitting area on Plane 180°			0.014750 m2
Emitting area on Plane 0°			0.014750 m2	Emitting area on Plane 270°			0.014750 m2
Emitting area on Plane 90°			0.014750 m2	Glare area at 76°			0.030847 m2
Coordinate system		CG		Symmetry Type			Rotosymmetrical
Date		05-06-2024		Maximum Gamma Angle			180
Measurement Distance		0.00		Measurement Flux			20953 lm
LED Flux=26496lm LED Power=141W Eff=79% EfcLed=188lm/W EfcLum=134lm/W CCT=3000K Ra=90 R9=50 SDCM=3 L70(10k)=60000h							
C.I.E.	33 60 82 73 100			D DIN 5040	B21		
F UTE	0.73 H + 0.27 T			B NBN	BZ 6		

Width at 50.00 % of Max Intensity

H[m]	1.00	2.00	3.00	4.00	5.00	H[m]	1.00	2.00	3.00	4.00	5.00
OA	7.32	14.64	21.96	29.29	36.61	OC	7.32	14.64	21.96	29.29	36.61
OB	7.32	14.64	21.96	29.29	36.61	OD	7.32	14.64	21.96	29.29	36.61

	Luminous Intensities [cd/klm]									
	0	5	15	25	35	45	55	65	75	85
OA	3422.30	3415.57	3354.60	3231.61	3049.97	2817.00	2544.38	2246.17	1930.73	1635.75
OB	3422.30	3415.57	3354.60	3231.61	3049.97	2817.00	2544.38	2246.17	1930.73	1635.75
OC	3422.30	3415.57	3354.60	3231.61	3049.97	2817.00	2544.38	2246.17	1930.73	1635.75
OD	3422.30	3415.57	3354.60	3231.61	3049.97	2817.00	2544.38	2246.17	1930.73	1635.75



H[m]	D[m]	Max lux	Med lux	Alpha=82.2°+82.2°	G=0.0 Max non a G
1.00	14.64	3422	64		
2.00	29.29	856	16		
3.00	43.93	380	7		
4.00	58.57	214	4		
5.00	73.22	137	3		