

Luminaire

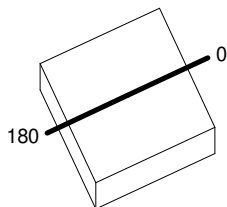
Code KZ20204+AP90300
 Name kata metron pst pen 1x40 Dali 927 WF nr + Soft Filter

Measurement

Code FTS2400399.
 Name kata metron pst pen 1x40 Dali 927 WF nr + Soft Filter

Luminaire Flux	373 lm	Luminaire Power	11.0 W	Efficacy	33.909 lm/W	Efficiency	100.00%
Source Flux	373 lm	Maximum value	3008.02 cd/klm	Position	C=0.00 G=0.00	CG	Rotosymmetrical
Rectangular Luminaire Round Luminous Area	Length Diam.	40 mm 33 mm	Width Height	40 mm 0 mm	Height	103 mm	
Horizontal Luminous Area Emitting area on Plane 0° Emitting area on Plane 90°	0.000855 m2 0.000000 m2 0.000000 m2	Emitting area on Plane 180° Emitting area on Plane 270° Glare area at 76°	0.000000 m2 0.000000 m2 0.000207 m2				
Coordinate system	CG	Symmetry Type	Rotosymmetrical				
Date	21-06-2024	Maximum Gamma Angle	180				
Measurement Distance	0.00	Measurement Flux	373 lm				
LED Flux=805lm LED Power=8W Eff=46% EfcLed=102lm/W EfcLum=34lm/W CCT=2700K Ra=90 R9=50 SDCM=2 L70(9k)=50000h							
C.I.E.	96 99 100 100 100	D DIN 5040	A60				
F UTE	1.00 A	B NBN	BZ 1				

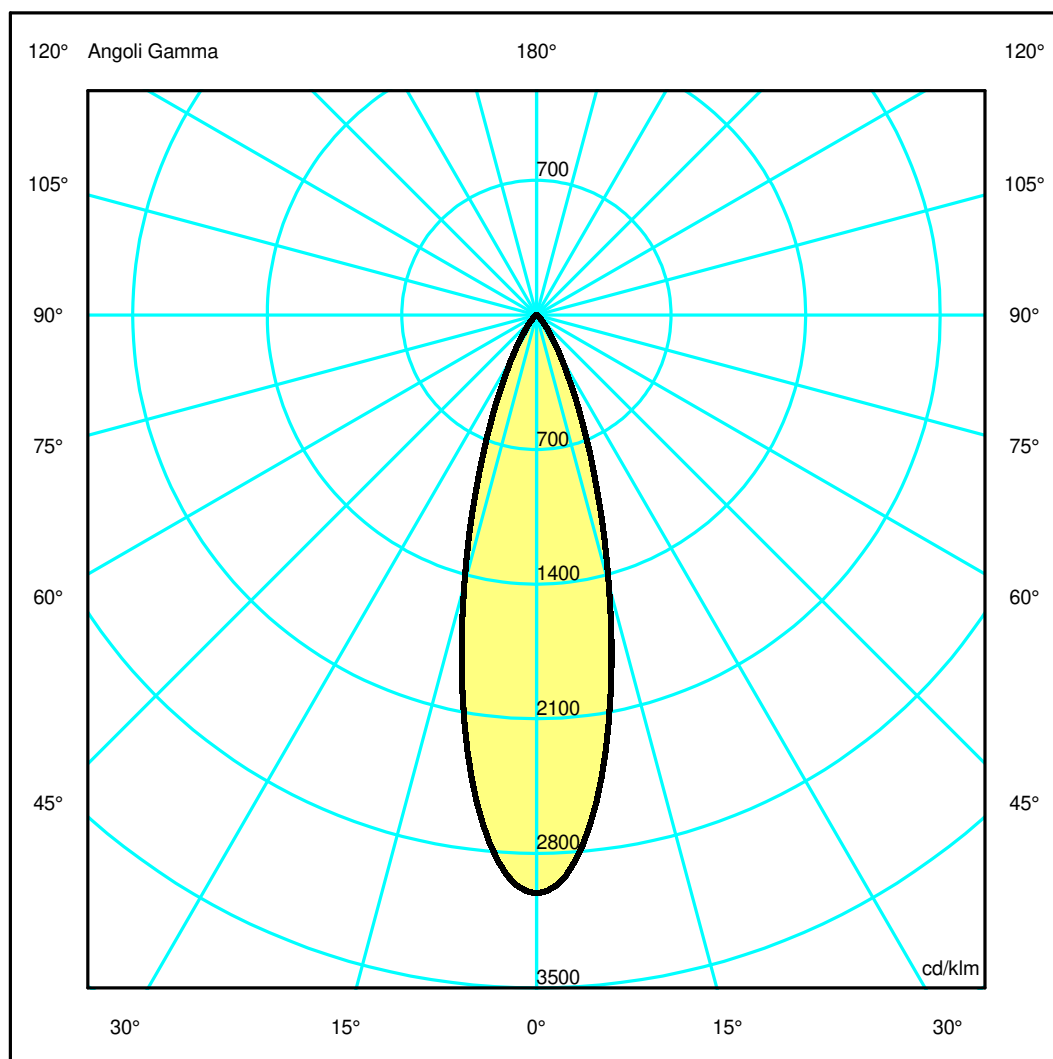
40mm x 40mm



Semipiani C

180.0 ——— 0.0

ULOR 0.00 %
 DLOR 100.00 %
 RN 0.00 %



Luminaire

Code KZ20204+AP90300
Name kata metron pst pen 1x40 Dali 927 WF nr + Soft Filter

Measurement

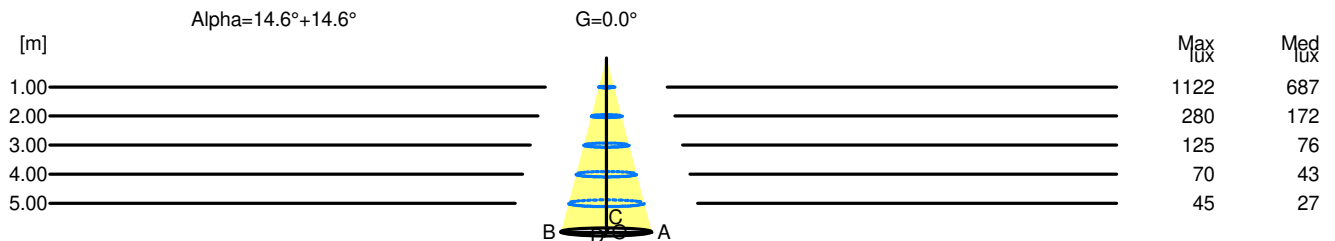
Code FTS2400399.
Name kata metron pst pen 1x40 Dali 927 WF nr + Soft Filter

Luminaire Flux	373 lm	Luminaire Power	11.0 W	Efficacy	33.909 lm/W	Efficiency	100.00%
Source Flux	373 lm	Maximum value	3008.02 cd/klm	Position	C=0.00 G=0.00	CG	Rotosymmetrical
Rectangular Luminaire Round Luminous Area	Length Diam.	40 mm 33 mm	Width Height	40 mm 0 mm	Height	103 mm	
Horizontal Luminous Area Emitting area on Plane 0° Emitting area on Plane 90°	0.000855 m2 0.000000 m2 0.000000 m2	Emitting area on Plane 180° Emitting area on Plane 270° Glare area at 76°	0.000000 m2 0.000000 m2 0.000207 m2				
Coordinate system Date Measurement Distance	CG 21-06-2024 0.00	Symmetry Type Maximum Gamma Angle Measurement Flux	Rotosymmetrical 180 373 lm				
LED Flux=805lm LED Power=8W Eff=46% EfcLed=102lm/W EfcLum=34lm/W CCT=2700K Ra=90 R9=50 SDCM=2 L70(9k)=50000h							
C.I.E. F UTE	96 99 100 100 100 1.00 A	D DIN 5040 B NBN	A60 BZ 1				

Width at 50.00 % of Max Intensity

H[m]	1.00	2.00	3.00	4.00	5.00	H[m]	1.00	2.00	3.00	4.00	5.00
OA	0.26	0.52	0.78	1.04	1.31	OC	0.26	0.52	0.78	1.04	1.31
OB	0.26	0.52	0.78	1.04	1.31	OD	0.26	0.52	0.78	1.04	1.31

	Luminous Intensities [cd/klm]									
	0	5	15	25	35	45	55	65	75	85
OA	1121.99	1031.08	542.38	179.00	48.61	13.02	3.86	1.65	0.72	0.08
OB	1121.99	1031.08	542.38	179.00	48.61	13.02	3.86	1.65	0.72	0.08
OC	1121.99	1031.08	542.38	179.00	48.61	13.02	3.86	1.65	0.72	0.08
OD	1121.99	1031.08	542.38	179.00	48.61	13.02	3.86	1.65	0.72	0.08



H[m]	D[m]	Max lux	Med lux	Alpha=14.6°+14.6°	G=0.0
1.00	0.52	1122	687		
2.00	1.04	280	172		
3.00	1.57	125	76		
4.00	2.09	70	43		
5.00	2.61	45	27		