

Luminaire

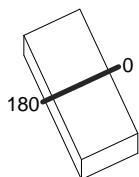
Code T418110W00
Name CEFISO 20 10° 3000K 37W grigio bianco

Measurerm.

Code FTS1400057
Name CEFISO 20 10° 3000K 37W grigio bianco

Efficiency	100.00%	Coordinate system	CG	Total Flux	1636.85 lm	
Maximum value	20199.79 cd/klm	Position	C=0.00 G=0.00	Rotosymmetrical		
Rectangular Luminaire	Length	310 mm	Width	140 mm	Height	40 mm
Rectangular Luminous Area	Length	100 mm	Width	100 mm	Height	0 mm
Horizontal Luminous Area	0.010000 m2	Emitting area on Plane 180°		0.000000 m2		
Emitting area on Plane 0°	0.000000 m2	Emitting area on Plane 270°		0.000000 m2		
Emitting area on Plane 90°	0.000000 m2	Glare area at 76°		0.002419 m2		
Date	07-01-2014	Maximum Gamma Angle		180		
Measurement Distance	0.00	Measurement Flux		1636.85 lm		
LED Flux=1939 lm - LED Power=33.0 W - Eff=84 % - EfcLED=59 lm/W - EfcLum=44 lm/W Ra=80 Typ - SDCM=4 - Life=L70(10K)>60500 ore						
C.I.E.	98 99 100 100 100	D DIN 5040		A60		
F UTE	--	B NBN		BZ 1		

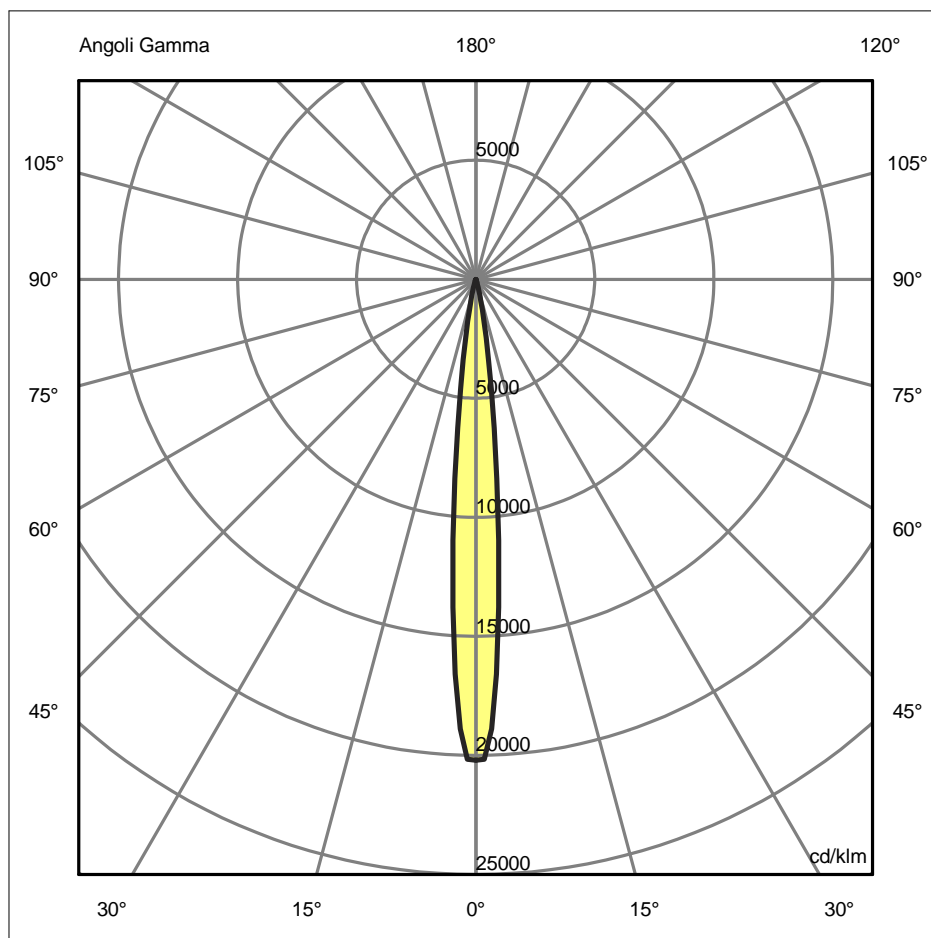
310mm x 140mm



Semipiani C

180.0 ——— 0.0

ULOR 0.00 %
DLOR 100.00 %
RN 0.00 %



Luminaire

Code T418110W00
Name CEFISO 20 10° 3000K 37W grigio bianco

Measur.

Code FTS1400057
Name CEFISO 20 10° 3000K 37W grigio bianco

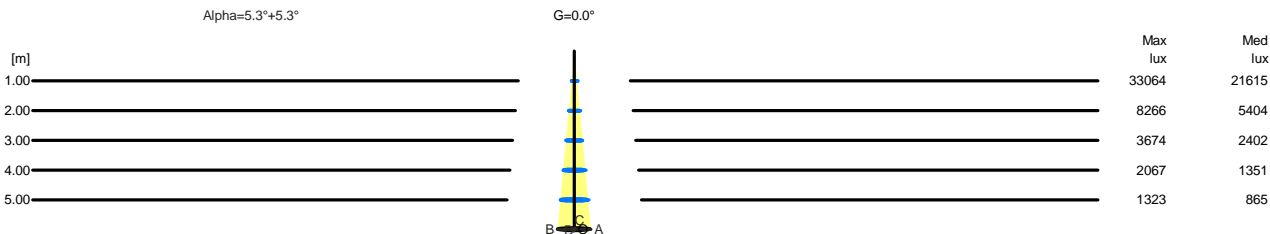
Efficiency	100.00%	Coordinate system	CG	Total Flux	1636.85 lm	
Maximum value	20199.79 cd/klm	Position	C=0.00 G=0.00	Rotosymmetrical		
Rectangular Luminaire	Length	310 mm	Width	140 mm	Height	40 mm
Rectangular Luminous Area	Length	100 mm	Width	100 mm	Height	0 mm
Horizontal Luminous Area	0.010000 m2	Emitting area on Plane 180°		0.000000 m2		
Emitting area on Plane 0°	0.000000 m2	Emitting area on Plane 270°		0.000000 m2		
Emitting area on Plane 90°	0.000000 m2	Glare area at 76°		0.002419 m2		
Date	07-01-2014	Maximum Gamma Angle		180		
Measurement Distance	0.00	Measurement Flux		1636.85 lm		
LED Flux=1939 lm - LED Power=33.0 W - Eff=84 % - EfcLED=59 lm/W - EfcLum=44 lm/W Ra=80 Typ - SDCM=4 - Life=L70(10K)>60500 ore						
C.I.E.	98 99 100 100 100	D DIN 5040		A60		
F UTE	--	B NBN		BZ 1		

Width at 50.00 % of Max Intensity

H[m]	1.00	2.00	3.00	4.00	5.00	H[m]	1.00	2.00	3.00	4.00	5.00
OA	0.09	0.19	0.28	0.37	0.47	OC	0.09	0.19	0.28	0.37	0.47
OB	0.09	0.19	0.28	0.37	0.47	OD	0.09	0.19	0.28	0.37	0.47

Luminous Intensities [cd/klm]

	0	5	15	25	35	45	55	65	75	85
OA	33064.03	17999.24	798.28	85.54	30.64	15.88	11.11	7.97	2.72	0.29
OB	33064.03	17999.24	798.28	85.54	30.64	15.88	11.11	7.97	2.72	0.29
OC	33064.03	17999.24	798.28	85.54	30.64	15.88	11.11	7.97	2.72	0.29
OD	33064.03	17999.24	798.28	85.54	30.64	15.88	11.11	7.97	2.72	0.29



H[m]	D[m]	Max lux	Med lux	Alpha=5.3°+5.3°	G=0.0
1.00	0.19	33064	21615		
2.00	0.37	8266	5404		
3.00	0.56	3674	2402		
4.00	0.75	2067	1351		
5.00	0.94	1323	865		