

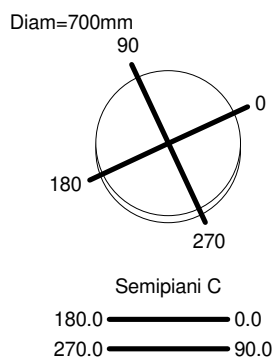
Luminaire

Code 1477110A
Name MERCURY MINI SOSPENSIONE LED COB

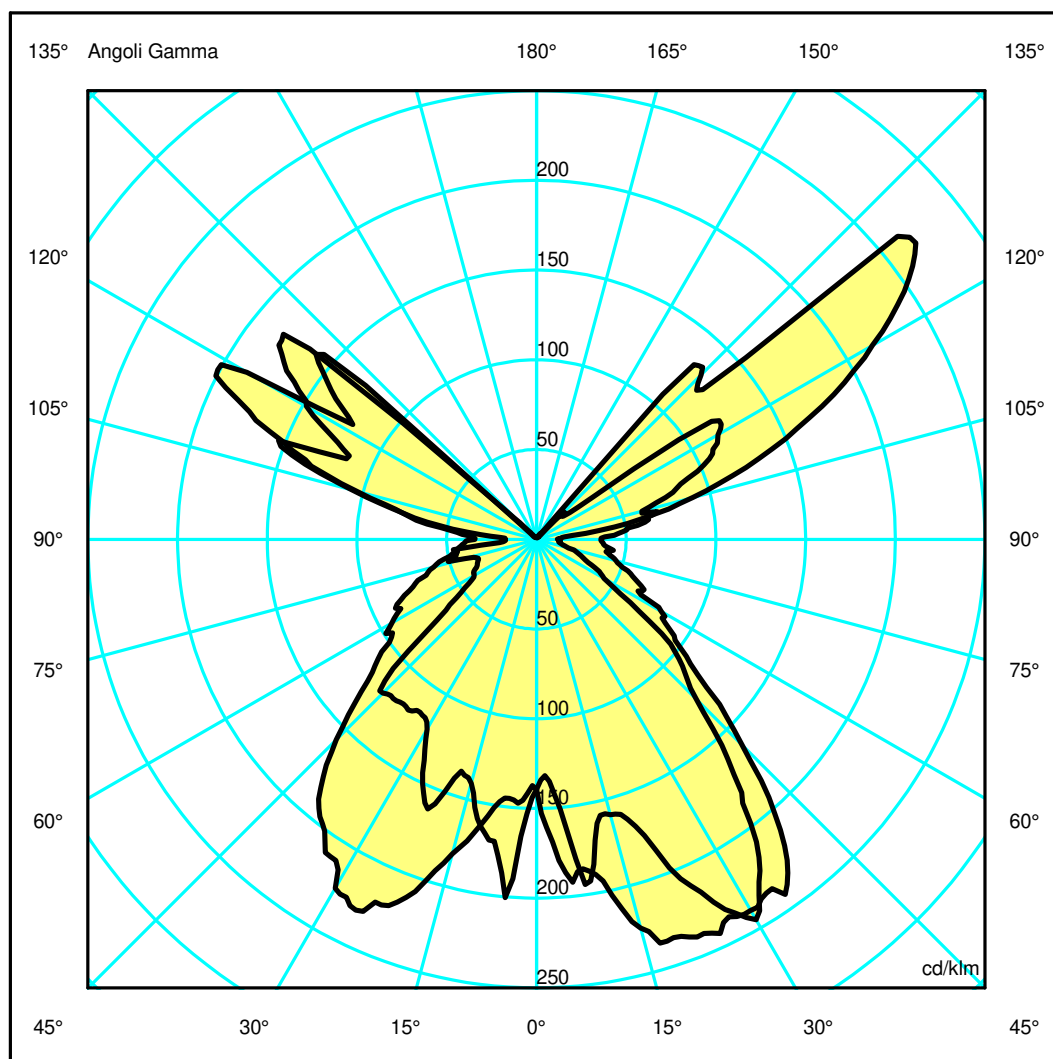
Measurerm.

Code FTS1503323
Name MERCURY MINI SOSPENSIONE LED COB

Luminaire Flux	1547.00 lm	Luminaire Power	29.00 W	Efficacy	53.34 lm/W	Efficiency	100.00%
Sources Flux	1547.00 lm	Maximum value	313.01 cd/klm	Position	C=85.00 G=130.00	CG	Asymmetrical
Round Luminaire		Diam.	700 mm	Height	562 mm		
Round Luminous Area		Diam.	700 mm	Height	562 mm		
Horizontal Luminous Area			0.384845 m ²	Emitting area on Plane 180°			0.393400 m ²
Emitting area on Plane 0°			0.393400 m ²	Emitting area on Plane 270°			0.393400 m ²
Emitting area on Plane 90°			0.393400 m ²	Glare area at 76°			0.474817 m ²
Coordinate system		CG		Symmetry Type		Asymmetrical	
Date		15-10-2015		Maximum Gamma Angle		180	
Measurement Distance		0.00		Measurement Flux		1547.00 lm	
LED Flux=2869,07lm LED Power=24,25W Eff=54% EfcLed=118lm/W EfcLum=53lm/W Ra=90 SDCM=2 L70(6K)=50000h							
C.I.E.	50 79 92 58 100			D DIN 5040		C31	
F UTE	0.58 E + 0.42 T			B NBN		BZ 4 / 1.5 / BZ 5	



ULOR 42.20 %
DLOR 57.80 %
RN 42.20 %



Luminaire

Code 1477110A
Name MERCURY MINI SOSPENSIONE LED COB

Measurerm.

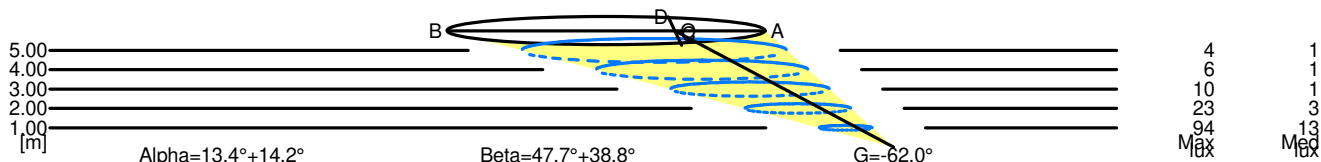
Code FTS1503323
Name MERCURY MINI SOSPENSIONE LED COB

Luminaire Flux	1547.00 lm	Luminaire Power	29.00 W	Efficacy	53.34 lm/W	Efficiency	100.00%
Sources Flux	1547.00 lm	Maximum value	313.01 cd/klm	Position	C=85.00 G=130.00	CG	Asymmetrical
Round Luminaire		Diam.	700 mm	Height	562 mm		
Round Luminous Area		Diam.	700 mm	Height	562 mm		
Horizontal Luminous Area			0.384845 m2	Emitting area on Plane 180°			0.393400 m2
Emitting area on Plane 0°			0.393400 m2	Emitting area on Plane 270°			0.393400 m2
Emitting area on Plane 90°			0.393400 m2	Glare area at 76°			0.474817 m2
Coordinate system		CG		Symmetry Type		Asymmetrical	
Date		15-10-2015		Maximum Gamma Angle		180	
Measurement Distance		0.00		Measurement Flux		1547.00 lm	
LED Flux=2869,07lm LED Power=24,25W Eff=54% EfcLed=118lm/W EfcLum=53lm/W Ra=90 SDCM=2 L70(6K)=50000h							
C.I.E.	50 79 92 58 100			D DIN 5040	C31		
F UTE	0.58 E + 0.42 T			B NBN	BZ 4 / 1.5 / BZ 5		

Width at 50.00 % of Max Intensity

H[m]	1.00	2.00	3.00	4.00	5.00	H[m]	1.00	2.00	3.00	4.00	5.00
OA	0.78	1.56	2.34	3.12	3.90	OC	2.34	4.68	7.01	9.35	11.69
OB	1.96	3.92	5.87	7.83	9.79	OD	1.71	3.42	5.13	6.84	8.55

	Luminous Intensities [cd/klm]									
	0	5	15	25	35	45	55	65	75	85
OA	1.64	1.71	1.65	1.62	2.80	33.45	149.89	164.38	94.07	74.60
OB	1.64	1.68	1.63	1.69	1.98	4.59	211.18	283.83	160.98	68.78
OC	1.64	1.73	1.69	2.28	6.27	200.41	391.75	271.64	139.31	23.97
OD	1.64	1.77	1.71	1.74	2.92	20.55	265.95	183.97	164.77	48.54



5.00	13.69	4	1			
4.00	10.95	6	1			
3.00	8.21	10	1			
2.00	5.48	23	3			
1.00	2.74	94	13			
H[m]	D[m]	Max lux	Med lux	Alpha=13.4°+14.2°	G=-62.0	

5.00	20.24	4	1			
4.00	16.19	6	1			
3.00	12.14	10	1			
2.00	8.10	23	3			
1.00	4.05	94	13			
H[m]	D[m]	Max lux	Med lux	Beta=38.8°+47.7°	G=0.0	