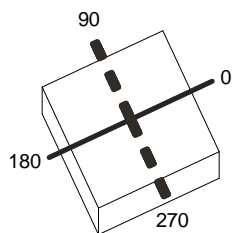


Luminaire

Code T4201NLW00
 Name EFFETTO 1 FASCIO STRETTO + 1 FASCIO LARGO 9W 3000K grigio bianco
Measur.
 Code FTS0000807
 Name EFFETTO 1 FASCIO STRETTO + 1 FASCIO LARGO 9W 3000K grigio bianco

Efficiency	100.00%	Coordinate system	CG	Total Flux	23.00 lm
Maximum value	15516.88 cd/klm	Position	C=270.00 G=166.00	Asymmetrical	
Rectangular Luminaire	Length 140 mm	Width	140 mm	Height	140 mm
Rectangular Luminous Area	Length 50 mm	Width	50 mm	Height	0 mm
Horizontal Luminous Area	0.002500 m2	Emitting area on Plane 180°	0.000000 m2	Emitting area on Plane 270°	0.000000 m2
Emitting area on Plane 0°	0.000000 m2	Glare area at 76°	0.000605 m2		
Emitting area on Plane 90°	0.000000 m2				
Date	19-12-2013	Maximum Gamma Angle	180		
Measurement Distance	0.00	Measurement Flux	23.00 lm		
Imax=15747 cd/klm - LED Flux=357 lm - LED Power=4.2 W - Eff=64 % - EfcLED=85 lm/W - EfcLum=26 lm/W Ra=80 Typ - SDCM=4 - Life=L70(14K)>81600 ore					
C.I.E.	86 99 100 51 100	D DIN 5040	C61		
F UTE	0.51 A + 0.49 T	B NBN	BZ 1		

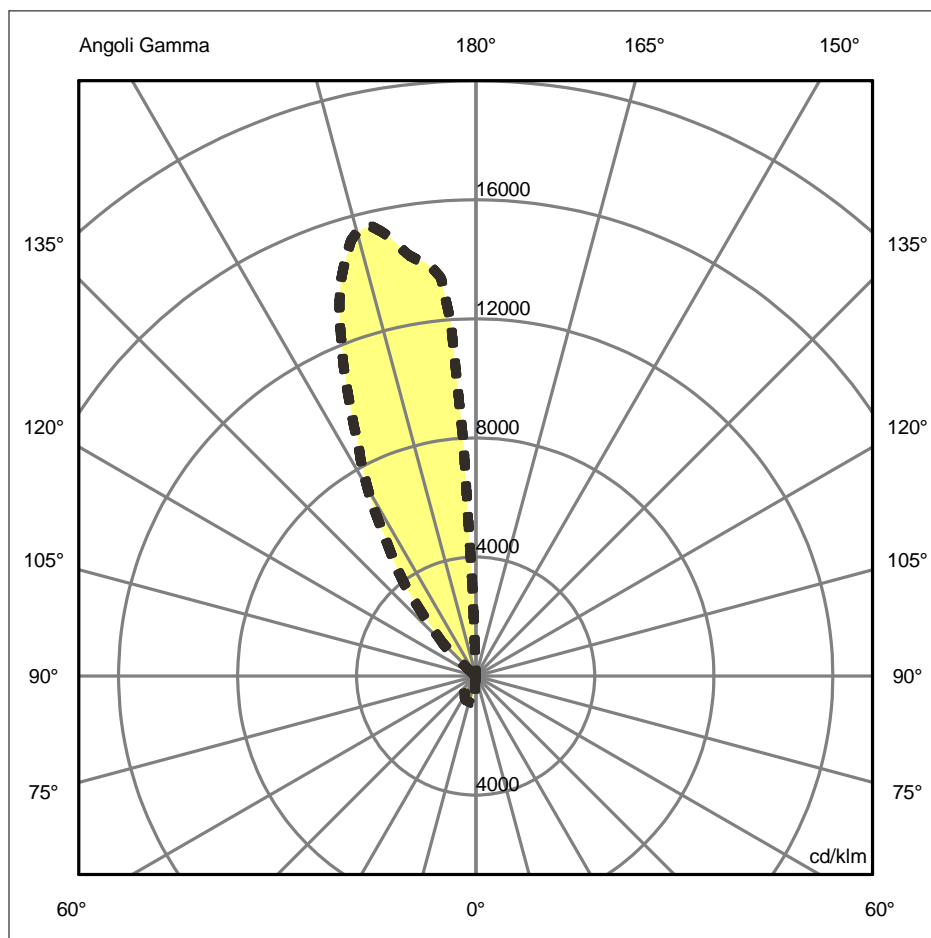
140mm x 140mm



Semipiani C

180.0 ——— 0.0
 270.0 - - - - - 90.0

ULOR 48.98 %
 DLOR 51.02 %
 RN 48.98 %



Luminaire

Code T4201NLW00
Name EFFETTO 1 FASCIO STRETTO + 1 FASCIO LARGO 9W 3000K grigio bianco

Measur. m.

Code FTS0000807
Name EFFETTO 1 FASCIO STRETTO + 1 FASCIO LARGO 9W 3000K grigio bianco

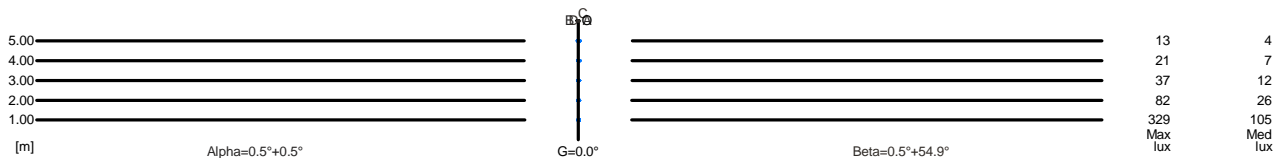
Efficiency	100.00%	Coordinate system	CG	Total Flux	23.00 lm	
Maximum value	15516.88 cd/klm	Position	C=270.00 G=166.00	Asymmetrical		
Rectangular Luminaire	Length	140 mm	Width	140 mm	Height	140 mm
Rectangular Luminous Area	Length	50 mm	Width	50 mm	Height	0 mm
Horizontal Luminous Area	0.002500 m2	Emitting area on Plane 180°		0.000000 m2		
Emitting area on Plane 0°	0.000000 m2	Emitting area on Plane 270°		0.000000 m2		
Emitting area on Plane 90°	0.000000 m2	Glare area at 76°		0.000605 m2		
Date	19-12-2013	Maximum Gamma Angle	180			
Measurement Distance	0.00	Measurement Flux	23.00 lm			
Imax=15747 cd/Klm - LED Flux=357 lm - LED Power=4.2 W - Effic=64 % - EfficLED=85 lm/W - EfficLum=26 lm/W Ra=80 Typ - SDCM=4 - Life=L70(14K)>81600 ore						
C.I.E.	86 99 100 51 100	D DIN 5040	C61			
F UTE	0.51 A + 0.49 T	B NBN	BZ 1			

Width at 50.00 % of Max Intensity

H[m]	1.00	2.00	3.00	4.00	5.00	H[m]	1.00	2.00	3.00	4.00	5.00
OA	0.01	0.02	0.03	0.03	0.04	OC	0.01	0.02	0.03	0.03	0.04
OB	0.01	0.02	0.03	0.03	0.04	OD	1.43	2.85	4.28	5.70	7.13

Luminous Intensities [cd/klm]

	0	5	15	25	35	45	55	65	75	85
OA	0.01	0.00	0.00	0.00	0.00	0.00	0.00	0.00	0.00	0.00
OB	0.01	0.00	0.00	0.00	0.00	0.00	0.00	0.00	0.00	0.00
OC	0.01	0.00	0.00	0.00	0.00	0.00	0.00	0.00	0.00	0.00
OD	0.01	308.95	354.79	229.23	112.61	36.35	0.00	0.00	0.00	0.00



5.00	0.09	13	4		
4.00	0.07	21	7		
3.00	0.05	37	12		
2.00	0.03	82	26		
1.00	0.02	329	105		
H[m]	D[m]	Max lux	Med lux	Alpha=0.5°+0.5°	G=0.0

5.00	7.17	13	4		
4.00	5.74	21	7		
3.00	4.30	37	12		
2.00	2.87	82	26		
1.00	1.43	329	105		
H[m]	D[m]	Max lux	Med lux	Beta=54.9°+0.5°	G=0.0