

**Luminaire**

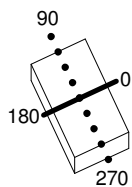
Code M060955  
Name SURF PARETE 300 QT-DE12 1X300W BIANCO

**Measur.**

Code FTS0001954  
Name SURF PARETE 300 QT-DE12 1X300W BIANCO

Luminaire Flux	3383.39 lm	Luminaire Power	300.00 W	Efficacy	11.28 lm/W	Efficiency	63.84%
Lamps Flux	5300.00 lm	Maximum value	425.00 cd/klm	Position	C=0.00 G=145.00	CG	Sym. on planes 0-180
Rectangular Luminaire		Length	300 mm	Width	174 mm	Height	45 mm
Rectangular Luminous Area		Length	140 mm	Width	85 mm	Height	0 mm
Horizontal Luminous Area	0.011900 m2	Emitting area on Plane 180°	0.000000 m2	Emitting area on Plane 270°	0.000000 m2	Emitting area on Plane 90°	0.002879 m2
Coordinate system	CG	Symmetry Type	Sym. on planes 0-180				
Date	29-04-1997	Maximum Gamma Angle	180				
Measurement Distance	0.00	Measurement Flux	5300.00 lm				
HDG R7s 300W 230V							
C.I.E.	0 0 0 0 64	D DIN 5040	--				
F UTE	0.64 T	B NBN	--				

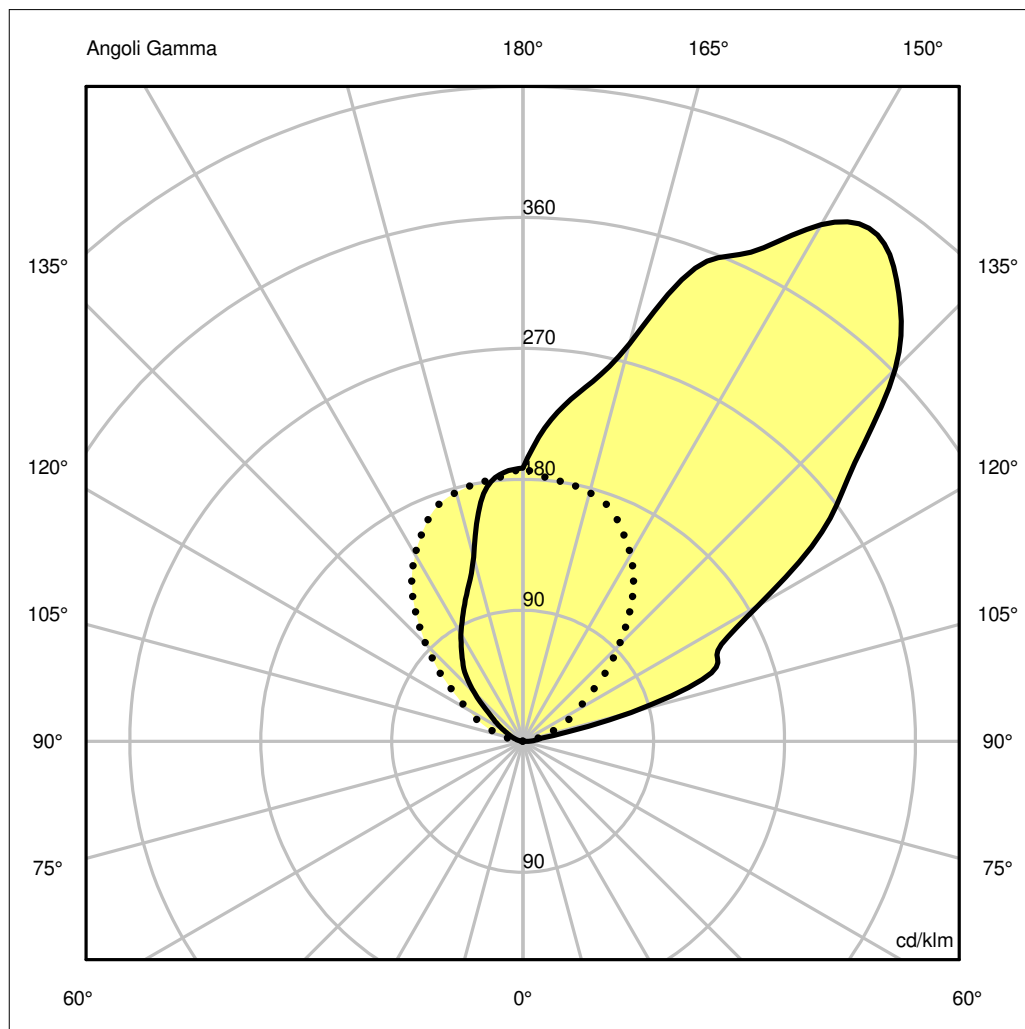
300mm x 174mm



Semipiani C

180.0 ——— 0.0  
270.0 ••••• 90.0

ULOR 63.84 %  
DLOR 0.00 %  
RN100.00 %



## Luminaire

Code M060955  
Name SURF PARETE 300 QT-DE12 1X300W BIANCO

## Measurerm.

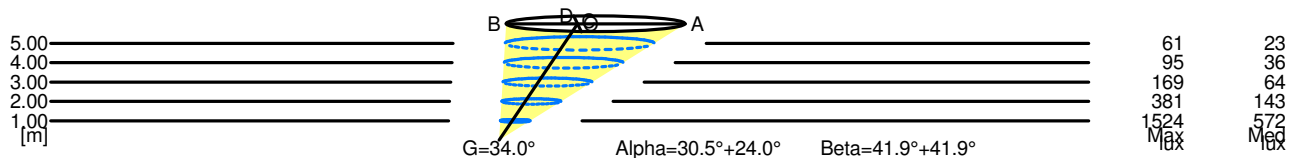
Code FTS0001954  
Name SURF PARETE 300 QT-DE12 1X300W BIANCO

Luminaire Flux	3383.39 lm	Luminaire Power	300.00 W	Efficacy	11.28 lm/W	Efficiency	63.84%
Lamps Flux	5300.00 lm	Maximum value	425.00 cd/klm	Position	C=0.00 G=145.00	CG Sym. on planes 0-180	
Rectangular Luminaire		Length	300 mm	Width	174 mm	Height	45 mm
Rectangular Luminous Area		Length	140 mm	Width	85 mm	Height	0 mm
Horizontal Luminous Area		0.011900 m2		Emitting area on Plane 180°		0.000000 m2	
Emitting area on Plane 0°		0.000000 m2		Emitting area on Plane 270°		0.000000 m2	
Emitting area on Plane 90°		0.000000 m2		Glare area at 76°		0.002879 m2	
Coordinate system		CG		Symmetry Type		Sym. on planes 0-180	
Date		29-04-1997		Maximum Gamma Angle		180	
Measurement Distance		0.00		Measurement Flux		5300.00 lm	
HDG R7s 300W 230V							
C.I.E.	0 0 0 0 64			D DIN 5040	--		
F UTE	0.64 T			B NBN	--		

### Width at 50.00 % of Max Intensity

H[m]	1.00	2.00	3.00	4.00	5.00	H[m]	1.00	2.00	3.00	4.00	5.00
OA	0.93	1.85	2.78	3.71	4.63	OC	1.08	2.17	3.25	4.34	5.42
OB	0.61	1.23	1.84	2.45	3.07	OD	1.08	2.17	3.25	4.34	5.42

	Luminous Intensities [ cd/klm]									
	0	5	15	25	35	45	55	65	75	85
OA	996.40	1176.60	1499.90	1966.30	2252.50	1918.60	1330.30	784.40	408.10	42.40
OB	996.40	975.20	694.30	514.10	386.90	249.10	116.60	53.00	21.20	5.30
OC	996.40	964.60	938.10	853.30	704.90	498.20	302.10	180.20	79.50	15.90
OD	996.40	964.60	938.10	853.30	704.90	498.20	302.10	180.20	79.50	15.90



5.00	7.70	61	23		
4.00	6.16	95	36		
3.00	4.62	169	64		
2.00	3.08	381	143		
1.00	1.54	1524	572		
H[m]	D[m]	Max lux	Med lux	Alpha=30.5°+24.0°	G=34.0

5.00	10.84	61	23		
4.00	8.67	95	36		
3.00	6.50	169	64		
2.00	4.34	381	143		
1.00	2.17	1524	572		
H[m]	D[m]	Max lux	Med lux	Beta=41.9°+41.9°	G=0.0